





## KM 90/60 R Bp Advanced

Compact ride-on vacuum sweeper with unique Tact filter clean technology for constantly high dust control. With 1.2 kW 24V electric drive and choice of low maintenance or maintenance-free batteries.



### 1 Tact: fully automatic, continuous filter cleaning

- Highly effective filter cleaning for continuous dust-free operation.
- Compact filter size with long service life.

### 2 EASY-Operation concept

- Logical and clear.
- All controls are clearly arranged and easy to access.

### 3 Cleaning tool kit base for greater flexibility

- Different practical connections for other accessories.
- Easy to carry, for example, a litter picker, brush or an additional container.

### 4 Robust, compact design with pick-up area

- Built to last, highly reliable.
- Safety and manoeuvrability



## KM 90/60 R Bp Advanced

### Technical data

Order Number	1.047-302.0	
EAN code	4039784621350	
Drive	DC motor	
Drive - power	W	1200
Max. area performance	m <sup>2</sup> /h	5400
Working width	mm	615
Working width with 1 side brush	mm	900
Working width with 2 side brushes	mm	1150
Waste container	l	60
Hill climbing ability	%	12
Operating speed	km/h	6
Weight	kg	355
Dimensions (L x W x H)	mm	1635 × 980 × 1260

### Equipment

Automatic filter cleaning	■	Indoor applications	■
Traction drive	electric	State-of-charge indicator	■
Floating main roller brush	■	Operating hour meter	■
Adjustable suction power	■	Sweep function (can be switched off)	■
Bulk waste flap	■	Side brush pneumatically controlled	■
Battery and charger included	■		
Overthrow sweeping principle	■		
Travel drive - forward	■		
Travel drive, reverse	■		
Vacuum	■		
Outdoor applications	■		

■ Included in delivery.

# ACCESSORIES FOR KM 90/60 R BP ADVANCED

## 1.047-302.0



1

		Order Number	Quantity	Battery voltage	Battery capacity	Battery type	Price	Description
<b>Traction batteries</b>								
Battery	1	6.654-124.0		6 V	180 Ah	mainte- nance- free		

■ Included in delivery. □ Available accessories.

# ACCESSORIES FOR KM 90/60 R BP ADVANCED 1.047-302.0




		Order Number	Installation ex-works	Battery voltage	Battery capacity	Battery type	Price	Description
<b>Chargers</b>								
Charger	1	4.839-389.0		24 V		built-in		■

■ Included in delivery. □ Available accessories.

# ACCESSORIES FOR KM 90/60 R BP ADVANCED

## 1.047-302.0



		Order Number	Installation ex works	Length / width	Diame-ter	Price	Description	
<b>Standard side brushes</b>								
Side broom standard	1	6.906-132.0			420 mm		Moisture-proof universal bristles, longlife, suitable for all surfaces	■
<b>Side brush, hard</b>								
Side broom hard	2	6.905-625.0			420 mm		Removes stubborn dirt outdoors, moisture-proof, mildly abrasive	□
<b>Side brush, soft</b>								
Side broom soft	3	6.905-626.0			420 mm		Moisture-proof, soft side brush for sweeping fine dust on all surfaces indoors and outdoors. Ideal for dirt with a high dust content.	□

■ Included in delivery. □ Available accessories.

# ACCESSORIES FOR KM 90/60 R BP ADVANCED

## 1.047-302.0



		Order Number	Installation ex works	Length / width	Diame-ter	Price	Description	
<b>Flat pleated filter</b>								
Flat filter with cross beam PES	1	6.907-519.0						■
<b>Inactive</b>								
	2	4.730-004.0						■
<b>Main roller brush, soft/natural</b>								
Reversing rolling mill complete soft KM	3	4.762-442.0		615 mm	250 mm		Specially designed with natural bristles for sweeping fine dust on smooth floors indoors	□
<b>Main roller brush, hard</b>								
Reversing rolling mill complete hard KM	4	4.762-443.0		615 mm	250 mm		For the removal of stubborn dirt outdoors	□
<b>Main roller brush, antistatic</b>								
Main roller brush, antistatic	5	4.762-441.0		615 mm	250 mm		For sweeping surfaces subject to static build up (e.g. carpets, artificial turf)	□
	6	6.907-342.0		615 mm	190 mm			□

■ Included in delivery. □ Available accessories.

# ACCESSORIES FOR KM 90/60 R BP ADVANCED

## 1.047-302.0



	Order Number	Quantity	ID	Width	Length	Price	Description	
<b>Other</b>								
Cleaning agent container, complete	1 4.070-006.0	1 piece(s)						<input type="checkbox"/>

Included in delivery.
  Available accessories.

# ACCESSORIES FOR KM 90/60 R BP ADVANCED

## 1.047-302.0



		Order Number	Installation ex works				Price	Description	
<b>Sweeping/Vacuuming</b>									
Carpet sweeping kit	1	2.851-334.7	2.851-334.7						<input type="checkbox"/>
<b>Warning beacon</b>									
Add-on kit revolving signal light LED KM	2	2.643-887.0	2.643-887.7						<input type="checkbox"/>
<b>Side brushes, left</b>									
Add-on kit side broom left KM 90/60 R	3	2.642-693.0	2.642-693.7						<input type="checkbox"/>
<b>Other mounting kits</b>									
	4	2.643-176.0							<input type="checkbox"/>
	5	2.851-392.7	2.851-392.7						<input type="checkbox"/>

■ Included in delivery. □ Available accessories.



# ACCESSORIES FOR KM 90/60 R BP ADVANCED


## 1.047-302.0



		Order Number	Installation ex works				Price	Description	
<b>Tyres, puncture-proof</b>									
Puncture-proof tyres (set), solid rubber, non-marking	1	2.641-129.7	2.641-129.7					Avoid tyre marks on light surfaces	<input type="checkbox"/>

■ Included in delivery.    □ Available accessories.

# ACCESSORIES FOR KM 90/60 R BP ADVANCED 1.047-302.0



		Order Number	Length	Colour	Quantity	Price	Description	
<b>Cleaning tool kit accessories</b>								
Adapter Homebase	1	5.035-488.0			1 piece(s)			<input type="checkbox"/>
Double hook	2	6.980-077.0			1 piece(s)			<input type="checkbox"/>
Holder handhold grey	3	6.980-078.0			1 piece(s)			<input type="checkbox"/>
	4	4.035-523.0						<input type="checkbox"/>
	5	4.035-524.0						<input type="checkbox"/>

■ Included in delivery. □ Available accessories.